



Overland NZ

adventure with a difference



KIWI CONTRASTS

Duration: 19 days
Start Point: Auckland
Finish Point: Christchurch
Accommodation: Camping  and Motels/Hostels 
Meals: All meals whilst camping
Transport: Bukima overland tour vehicle – boat
Staff x 2: Tour Leader and Driver + Local Guides
Max Group Size: 24
Local Tour Payment: NZ\$370
*Winter Tour Supplement on some departures

City Guides: Our city guides have been produced to help you enjoy your pre and post departure points. These guides have base information about places to stay, highlights, activities and airport transfers for example which may serve as a good reference. Request the City Guide to **Auckland**.



TOUR HIGHLIGHTS

North Island: Auckland – Coromandel Peninsula – Hahei – Rotorua - Authentic Maori Hangi - Thermal Wonderland - Napier – Hastings - Wellington

South Island: Cook Strait Ferry - Wine Tasting Tour – Kaikoura – Christchurch - Mt Cook Region - Southern Alps – Dunedin - Southern Lakes – Queenstown - Milford Sound - - Franz Josef Glacier - Fox Glacier – Greymouth – Tranz Alpine Train

ITINERARY

Day 1: Auckland to Hahei

Our tour starts in the cosmopolitan city of Auckland 'the City of Sails' which has a population base of 1,250,000 - over a 1/3 of New Zealand's total population. Our first stop is Mt Eden where we take advantage of the views from the top, which is 196m high and the closest volcano to the city centre. From up here you come to terms with how this city was made from volcanic forces. 'One Tree Hill' is another land mark that you will see. The first thing you will notice is that it's a hill with no trees - as over the years, the one tree was subject to a number of vandalized attacks before being officially cut down in 1999. We now make our way east on the 'Pacific Coast Highway' to one of New Zealand's popular beach holiday destinations, Coromandel Peninsula with its beautiful sandy beaches, crashing surf, rock strewn shorelines and huge Pohutukawa trees. We make ourselves comfortable here for two nights.

Accommodation: 

Day 2: Hahei

Today we have the day to either explore the local area and Cathedral Cove or just relax on the beach. You can either take a leisurely walk out to the very famous Cathedral Cove or an optional half morning kayaking trip to take in the sights of this majestic rock formation. Other optional activities that can be enjoyed are snorkelling and diving.

Accommodation: 

Day 3: Hahei to Rotorua

Our day starts off with a scenic drive South via more popular white sand beaches of the Coromandel Peninsula. We then cross the heart of New Zealand's dairy farms on our way to a geothermal wonderland - Rotorua. Tonight we have an optional evening out in Rotorua

Accommodation: 

Day 4: Rotorua

Rotorua is the thermal and volcanic capital of New Zealand, and offers endless amounts of sights and activities you can participate in. You are free to explore Rotorua as you wish. You can soak the morning away at the Polynesian Natural Thermal Pools, take a 4x4 trip up Mt Tarawera or ride the Skyline gondola, followed by a luge ride back down, or take in the spectacular wildlife amid trees and ferns at Rainbow Springs. There is also plenty of water based activities, like kayaking and rafting, or take a walking/cycle trail through the redwood forest that stands at the end of town. We then venture back in time to a Maori Village for a cultural experience of a life time, and this evening enjoy a traditional concert and Hangi (dinner cooked on hot stones in an earth oven).

Accommodation: 

Overland NZ

PH: +64 (0) 7 823 3943 FAX: +64 (0) 7 823 3943 info@overlandnz.com www.overlandnz.com

Day 5: Rotorua to Hawkes Bay**Accommodation:** 

This morning we take the 'Thermal Highway South.'. We can take an optional trip to the astonishing volcanic craters at Wai-O-Tapu Valley, where you can walk past the worlds largest hot springs. We will make one more stop before we reach Lake Taupo at the base of the Huka falls. Here you will see the equivalent of two Olympic size swimming pools of water tumbling over the falls every second. A short drive brings us to Lake Taupo - New Zealand's largest lake covering 619sq km. Lake Taupo was formed in AD186 by the biggest volcanic eruption in the last 5,000 years. The amount of ash that was spewed into the air was seen in China and Rome. The view across the Lake is something not to be missed with its wide open spaces, snow capped mountains and clear blue water. We then drive South East to Hawkes Bay, our destination for the following two nights and camp close to the World's biggest mainland colony of Gannets.

Day 6: Hawkes Bay**Accommodation:** 

Hawkes Bay is New Zealand's leading food and wine region. Hawkes Bay is home to the oldest winemaker and producer of award-winning red wines. Hawkes Bay is also renowned for its world-class concentration of Art Deco Architecture, a result of rebuilding after a devastating earthquake in 1931. Your day could start off with an optional early morning hot air balloon flight over the Hawkes Bay. You then have a selection of optional activities to choose from to full your day. You could spend your day at Napier's Splash Planet theme and Water Park, take an adrenaline pumping River Gorging trip, or visit Napier's Marine land Zoo, or take a tractor ride to visit the Gannet Colony, maybe take the Hawkes Bay Wine trail or simply take a guided walk of Napier's Art Deco Architecture. Tonight we have the option of navigating and winding our way around the Amazing Maze 'n' Maize. A maze made with real live maize!!

Day 7: Hawkes Bay to Wellington**Accommodation:** 

Our journey continues south through Tararua, past the 'World Famous in New Zealand' Mangatainoka's Tui Brewery and the Manawatu Gorge before we hit the capital of New Zealand. Wellington enjoys a small town atmosphere and is noted for its art and café culture. You will have free time to visit Te Papa – The Museum of New Zealand, Wellington Cathedral, or relax in the Botanic Gardens, or take a ride on the famous cable car. Tonight we head out for a night on the town.

Day 8: Wellington to Kaikoura**Accommodation:** 

Today we cross the Cook Strait and enter the South Island through the scenic Marlborough Sounds, often dubbed New Zealand's 'little slice of Norway'. We arrive at Picton, the gateway to the Sounds, and make our way to Kaikoura via Marlborough which is New Zealand's top producing wine region. Here we have the chance to sample some of New Zealand's fine wines.

Day 9: Kaikoura to Christchurch**Accommodation:** 

This morning before we depart Kaikoura we have the chance to go in search for the mighty Sperm Whale (weather permitting) - or maybe a swim with dolphins/seals in their natural environment.

A drive along the Kaikoura coast and the 'Alpine Pacific Triangle' brings us to the very English looking city of Christchurch. The 'Garden City' has plenty to offer and you will have time to explore. Don't miss the Cathedral Square and the chance to meet the famous wizard! Take time out with a walk through tree lined Hagley Park which borders the city centre, and end your afternoon with a relaxed punt down the Avon River. Tonight we head into town for a bit of local culture.

Day 10: Christchurch to Omarama**Accommodation:** 


We depart Christchurch and head South through the Canterbury Plains towards McKenzie Country. We stop for views along the way at Lakes Tekapo and Pukaki. We have the option of a flight over New Zealand's highest peak, Mt Cook, which is 3764m and produces fantastic aerial views of the mountains and surrounding areas. Tonight we spend the night at one of McKenzie Countries remote farm stations.

Day 11: Omarama to Dunedin**Accommodation:** 

Today as we make our way to Dunedin, New Zealand's Scottish and Victorian City, we stop along route to see Moreraki Boulders. Formed some 60 million years ago, these boulders have long been a subject of legend and curiosity. Dunedin is at the heart of one of New Zealand's most renowned eco tourism areas. Not only can one see the world's rarest penguin's, the Royal Albatross, New Zealand's Oldest University, but the world's steepest street, and a 19th Century Castle. And let's not forget an optional tour of the Speight's Brewery, 'The Southern Man's beer'. Tonight we can enjoy a night out in this Scottish City.

Day 12: Dunedin to Te Anau**Accommodation:** 

We head into Southland on the 'Southern Scenic Route' towards the famous Milford Sound. We make the ascent up to the Homer Tunnel, which is 1200m long and an experience on its own. As we drive into Milford Sound you will soon understand why we have travelled so far off the beaten track to get here. Come rain or shine this is truly New Zealand at its unparalleled and glorious best. Tonight we will relax before we take in the spectacular scenery.

Day 13: Milford Sound to Te Anau**Accommodation:** 

Today we hop aboard the 'Milford Wonderer' for a breathtaking cruise in the heart of the sounds. You will see Mitre Peak, which has a dominate presence on the skyline. Milford Sound is 15km long and about 290m at its deepest. You also have the chance to visit the 160m Bowen falls. The fiords are home to a number of different wildlife, with Fur seals commonly being seen lying about on the rocks. Here you have the option of a Helicopter Flight over Milford Sound. We head back to Te Anau, New Zealand's second largest lake. This lovely little lake

side town will allow you to appreciate the spacious open areas, beautiful lake views and the amazing contrasts that the South Island has on offer.

Day 14: Te Anau to Queenstown

Accommodation: 

Today we head to the adventure capital of New Zealand, where it will be time for your adrenaline to get pumping. You now have a few options available to you as we arrive into Queenstown. First, you can take time to relax and get your breath back, or you can fasten your seatbelt and indulge in the adrenaline capital of New Zealand! With the variety of activities on offer in and around Queenstown, you will be spoilt for choice. Jump off the bungee bridge, go white water rafting and follow that by a jet boat ride. When you think you have had enough, there's always more! It's out of the wet cloths and on with the dry, as we paint the town red by night. (Winter trips have the option of hitting the slopes, to catch up on some skiing).

Day 15 & 16: Queenstown

Accommodation: 

You have the next couple of days to explore this adventure town or just relax in the array of coffee shops on and around the lakes edge; the surrounding view will see your day pass very easily.

Day 17: Queenstown to Fox Glacier

Accommodation: 

Today we make our way to the wild and wet West Coast but first we will stop at Arrowtown, one of the first gold mining settlements in New Zealand. Its tree lined streets and historic buildings lie beautifully nestled at the foothills of the Crown Range. We will then make one more stop before arriving at Fox Glacier, and that is at Wanaka, one of the most desirable places to live in New Zealand. With Lake Wanaka lapping at the shores, the picture postcard Southern Alps as its background and bordering Aspiring National Park, you will soon feel the same way as many others. We now head through the remote area of Haast and the dense rain forests, as we make our way to the foot of Fox Glacier.

Day 18: Fox Glacier to Greymouth

Accommodation: 

Covering 13 kilometres and descending 1200 metres, these glaciers are only 6 km from the Tasman Sea and are amongst the fastest moving in the world. Here you have the chance to partake in some optional excursions such as a guided walk on ice, or maybe you would like to experience the thrill of a helicopter flight over this amazing mass of frozen water. We now head up the West Coast to Greymouth, the largest town on the West Coast, where you can browse the souvenir shops for the sacred Pounamu, (Greenstone that the Maori people used for tools and weapons that was found in the West Coast Rivers).

Day 19: Greymouth to Christchurch

Today as the last part of your journey around NZ you will board the Trans Alpine Train across the Southern Alps. The landscapes between the West and East Coast will show you the true colours of New Zealand. From the lush coastal valleys and lakes in the west, through the rugged snow capped mountains, the rivers and gorges, you end with the flatlands of the Canterbury Plains. You will arrive back in Christchurch where your tour comes to an end.

NOTE:

All Overland NZ tours are flexible and we do our utmost to take you to the best places we possibly can. Our expeditions can sometimes be effected by local climatic conditions and anything else unexpected so please treat this information as a guideline only. When you come to New Zealand be prepared to take things as they come and above all don't forget your sense of humour!

TOUR PRICE

WHATS INCLUDED

- All transport whilst on tour
- Use of comprehensive cooking and camping equipment – sleeping mats and tents on board
- Services of professional crew
- The main sites listed in the trip dossier
- Mountain bikes for passenger use
- All listed Included Highlights
- Food – 3 meals a day whilst camping also most other breakfasts and lunches.
- Accommodation while on tour

WHATS NOT INCLUDED

- International flight transfers and taxes
- Pre and Post tour Accommodation (can be arranged at time of booking)
- Upgraded accommodation on tour
- Items listed in 'Optional activities' section
- Items of a personal nature & spending money
- Travel Insurance and Visas
- Local Tour Payment

Overland NZ

PH: +64 (0) 7 823 3943 FAX: +64 (0) 7 823 3943 info@overlandnz.com www.overlandnz.com

TOUR PRICE AND LOCAL PAYMENT

We tell you up front what is included and not included, so there are no hidden surprises along the way. We have designed a virtually all inclusive Tour Price combined with our Local Payment System. ****Local Tour Payment is non refundable.** The Local Tour Payment covers all your accommodation (camping, hostel and motel) and food costs whilst on tour.

ABOUT YOU, ABOUT OVERLANDING, ABOUT YOUR CREW

Here at Overland NZ we cater for everyone. The majority of our passengers are aged 18 - 55, travelling with a partner, by themselves or in a group of friends. They originate from the UK, Australia, New Zealand, North America and Europe, and are looking for an adventure tour in New Zealand that has the structure of set departures and set itineraries. This trip is an Overland Adventure Tour where you will be required to pitch in and help with duties such as shopping, cooking and cleaning. It is group travel, and everyone must be respectful of each other. There could be some people you may not get on with all the time, but this is when agreeable compromises are met – we hope nothing infringes on the ultimate enjoyment of your tour. Remember, you are in New Zealand, it is an amazing country and we hope you enjoy it as much as we do! This trip will be what you make of it - it is not a luxury tour, so please do not expect it. If you are not sure if this is the right tour for you, or have special requests or health issues please talk to one of our staff who can advise you: email us at info@overlandnz.com. Your crew are there to help you, guide you, to inform you and to show you the best of New Zealand. Our crew work extremely hard on the road – they are available to our passengers 24 hours a day. They do all the 'behind the scenes' work so you don't have to. Your driver is responsible for getting you from A to B safely. Please remember, that a long day's drive day for you in the back of the truck also means a very long drive day for your Driver behind the wheel! Your Tour Leader is the person who makes all your accommodation reservations, all your excursion reservations, gives you the town/city information you are needing, tells you where the Internet Café etc is, helps you cook and shop to name but a few little jobs... Your crew are always conscious of every passenger's views, but sometimes they will have to make an unpopular decision and your understanding will be appreciated in these circumstances. If you wish to tip your crew at the end of a Tour, please do so. It would be nice for them to see how much all their hard work has been appreciated over the length of the tour.

****Please Note – trips with 10 and under passengers will have a Driver / Tour Leader only.**

LIFE ON TOUR

Camping

Camping is always great fun and our vehicles are loaded with all the equipment needed. Campsites vary from established sites with all facilities to the occasional free camp. We use two person dome tents and we will team you up with another group member if you are planning to travel alone. We always stay at the best possible campsite in the area - nearly all of the campsites we use have very clean and ample shower facilities. Some of the more basic camps may be in places of spectacular beauty or in the National Parks. Here generally facilities may be limited but you will have a chance to get a real feel for the New Zealand wilderness. Whilst on tour there will occasionally be the opportunity to upgrade to 'rooms' in the campsites if you fancy a break from camping. These range from an additional \$10 - \$20 per night and usually come up once or twice a week. The local payment contributes your camping portion and you add the rest if you would like to upgrade from camping. The upgrades are usually simple chalets like rooms, some en-suite and some not. Some of our clients regularly upgrade and some camp 100% of the trip.

Hostels / Motels / Lodges

We use hostels/motels in a number of larger towns or cities. These have been chosen for their location and friendly atmosphere. We will try and accommodate your sleeping arrangements, but there might be occasions where a dorm room needs to be booked. There will be the option to upgrade (you will need to pay the extra money to upgrade) to double or private rooms if required.

Participation

Participation is essential. A successful and smooth tour depends very much on everyone taking part in the duties that arise i.e. cooking, vehicle cleaning and food shopping. With this in mind your crew will organize groups on a rotating roster. The most successful tours are those where everyone becomes involved as much as possible. These are not luxury tours, so join in! In the end the more you put in the more you get out.

Cooking and Food

When camping, cooking is usually done on a roster basis with 2 - 4 people cooking each day. Gas burners and BBQ's are used for cooking and are supplied along with pots, baking trays, frying pans, woks, lighting, camp seats etc. All eating utensils are also provided.

Food on tour ranges from simple barbeques to, traditional meals, and buffets, an of course – your own restaurant dining. There is no shortage of fresh fruits and vegetables in New Zealand. Breakfasts are generally tea, coffee, toast, muesli/cereals and fresh fruit, while lunches are a range of filled rolls, salads and fruit. You will eat incredibly well, and we can cater for all special dietary needs.

Group Size

Our group size is usually around 7- 18 people, but at high times of the year we may run trips with a maximum of 22-24.

PRE AND POST TOUR ACCOMMODATION

We can book pre tour accommodation at our departure hotel/hostel for you if you provide us with your arrival details. You will need to pay for your room upon arrival. Post tour accommodation can be booked en-route with the help of your crew.

Pre Tour Auckland:

Base ACB Auckland

229 Queen Street

Auckland

acb@gobeyond.co.nz

www.basebackpackers.com

Rates:

4-6 Bed Dorm - \$28 per person per night
8 Bed Dorm - \$26 per person per night
Twin / Double Share Bath - \$70 per room per night
Single Share Bath - \$70 per room per night
Single En-suite - \$90 per room per night. TV.
Double / Twin En-suite - \$90 per room per night.
Sky TV.

**All prices are subject to change

TRANSFERS

Prices below are approximate and are subject to change.

Auckland:

Super Shuttle: Auckland airport to City - 0800 748885 (approx NZD30.00 per person)

You can ring from the freephone at the Visitors Centre and get the shuttle driver to come in and meet you.

Taxis: approx NZD50-100 depending on time of arrival.

MEETING POINT AND TIME

Meeting Time: **10 AM: **Please confirm with your Tour Leader**

Auckland: ACB Base

MISSED DEPARTURE ?

Missed departure - don't panic! We will sort you out and get you on board the vehicle as soon as possible. First check for messages at reception of the departure hostel as your driver will have left a message on how to catch the tour and his/her cell phone details. Please also call our Head Office on +64 (0)7 823 3943 or 0800 4285462 (free phone within New Zealand) so we can coordinate your arrival. If you know in advance you are going to be late, late please email your flight details to info@overlandnz.com so we can make a plan to transfer you to the vehicle. You will need to cover the cost of this transfer.

OPTIONAL ACTIVITIES

Here is a list of optional activities. Please remember that this is a **GUIDELINE** only. We are not responsible for price changes or unavailable excursions on your tour. All optional activities are completed at your own risk and are not necessary endorsed by Overland NZ. Before participating in these activities you should check carefully if you are covered by your medical insurance.

COROMANDEL	\$NZD
Cathedral Cove Kayak	\$80.00
ROTORUA	
Rafting	\$80.00
Sledging	\$120.00
Off Road Adventures 4WD Bush Safari	\$85.00
Polynesian Pools	\$25.00
Zorb	\$40.00
HAWKES BAY	
Gannett's Tractor Tour	\$30.00
Splash Planet	\$25.00
River Gorging	\$145.00
Hot Air Balloon Flight	\$285.00
Amazing Maze	\$13.00
Cycle Wine Tour	\$45.00
Coach Wine Tour	\$65.00
KAIKOURA	
Whale Watch Tour	\$130.00
Dolphin Encounter Dolphin Swim & Watch	\$105.00
Dolphin Watch	\$60.00

Overland NZ

PH: +64 (0) 7 823 3943 FAX: +64 (0) 7 823 3943 info@overlandnz.com www.overlandnz.com

Albatross Encounter Adult view by boat	\$65.00
Seal Swim	\$55.00
DUNEDIN	
Back to Nature Tours	\$70.00
Cadbury World	\$15.00
Speights Brewery	\$15.00
Larnach Castle	\$20.00
MILFORD SOUND	
Helicopter Flight over Milford Sound	\$240.00
QUEENSTOWN	
Skyline Gondola Luge Ride	\$16.00
Shotover Jet Boat Ride	\$100.00
Dart Wilderness Jet 6hrs	\$210.00
Shotover Rafting Half Day	\$120.00
Helicopter Rafting Half Day	\$180.00
River Boarding Half Day	\$140.00
Tandem Hang Glide	\$175.00
AJ Hackett Bungy	\$140.00
The Ledge	\$125.00
Nevis Highwire 134m	\$195.00
Ledge Sky Swing	\$85.00
Thrilllogy – all 3 jumps	\$290.00
Pipeline Bungy Pipeline 102m	\$150.00
Tandem Skydive 9000 ft	\$245.00
12000 ft	\$295.00
15000 ft	\$395.00
Lord of the Rings 4wd Tours Half Day	\$120.00
Actionflite Aerobatics flight	\$215.00
Mountain biking Beginner to Advanced	from \$80.00
Horse riding Beginner to Advanced	from \$65.00
Scenic Flights Milford Sound Over flight	\$275.00
FOX GLACIER	
Helicopter Scenic Flight & Snow landing	from \$150.00
Heli-hike Half day guided hike	\$300.00
Hike Half day guided Glacier Walk	\$90.00
LAKE TEKAPO	
Scenic flight 40 minute Grand Traverse	\$240.00

RECOMMENDED SPENDING MONEY

We recommend an average of NZ\$50-60 spending money per day. This should cover all your snacks, drinks and refreshments, laundry, postage, fax & e-mail, museum entrances and some souvenirs. This does not include money for optional excursions and the more expensive souvenirs that you are likely to buy. A combination of cash and credit and debit cards are the best way to carry your spending money. We recommend that you complete a budget table so you can make your choices, maximise your enjoyment of your holiday and have a realistic expectation of what cash you need to bring, or if on a tight budget know what you can afford. Remember the optional excursions are optional and you do not have to do them all, they are extras and not core to the enjoyment of your holiday. At times you may have to choose between activities.

VISAS

Visas are not included in the tour price or recommended daily spending money. For current updates on visa information you can try the website www.visaproject.com For information on the location of your nearest embassy or consulate we recommend the following website: www.yahoo.com/Government/Embassies_and_Consulates/

SECURITY

Travelling overseas can be a bit daunting especially if it is your first time. In New Zealand, general travel is safe and group travel even more so. Here are a few ideas to help you out.

- Take the same precautions you do when travelling around your own country
- Never flash wealth around, people WILL be watching.
- Listen to your crew's advice when entering a new area.
- Be prudent and keep your valuables in safe secure places.
- Use the safety box that is in the truck to store your important documents while travelling.
- Note. Overland NZ takes no responsibility for loss or damage to personal effects.

Overland NZ

PH: +64 (0) 7 823 3943 FAX: +64 (0) 7 823 3943 info@overlandnz.com www.overlandnz.com

LUGGAGE

Remember your bags are your responsibility; it is up to you to collect all your belongings and carry them to and from the tour vehicle. It is not the job of the crew to carry or to look after your belongings. *If you cannot carry it yourself you shouldn't bring it.*

1 Duffel bag or backpack preferably with an internal or removable frame
Day bag
Sleeping bag, * 3 season, sleeping sheet
Good torch and spare batteries
Sun glasses, sun cream, hat

Writing material and diary
Toiletries + contraceptives
Drivers Licence/Diving Certificate/Passport/Photocopy of
Passport/Travellers cheque advice form and copy
Spare Glasses or Contact lenses and solutions

CLOTHING

Waterproof jacket
Socks
Trousers or jeans and track pants
T-shirts/shirts
Underwear
Cap
Shorts/skirt/dress

1 pair sandshoes/trainers
1 pair thongs/flip flops/jandals
1 Towel/Sarong
Swimsuit
Smart casual attire for eating out
Warm jacket or jersey

****Please be aware that even in summer, the weather in the South Island can tend to be very cold in the evening. Make sure you bring along a warm jacket.**

FIRST AID KIT

Antiseptic cream
Sunscreen & lip cream
Insect Repellent
Cotton wool & sterile swabs
Dressing pads and adhesive tape
Bandages and Band-Aids

Pain killers - Paracetamol/Panadol
Ear & eye drops
Butterfly tape (sterile strips)
Tweezers and scissors
Antibiotics for infected cuts
Broad-spectrum antibiotics (amoxicillin or Augmentin)

All passengers should have a complete medical and dental check-up prior to joining any of our tours. A comprehensive medical kit is supplied but it is only to be used in emergencies. Each person is responsible for his or her own medical kit as listed above.

ILLEGAL DRUGS

Needless to say, NO illegal drugs are allowed on or near our tours. In New Zealand the law can be very harsh on drug related offences, so with this in mind our crew have been given the authorization to remove passengers from tours without hesitation or refund for such offences. If you have a prescription drug you must carry that prescription with you.

TRAVEL DOCUMENTS

Your passport is the most important document you have when travelling. Always keep it in a secure location, either in a safe at the hostels we stay in or the trucks safe. Never leave your passport in your luggage. Your passport needs to be valid for at least six months after departure back to your country of origin. If you are one of those people with dual nationality, the passport you start the tour on should be the passport you finish the tour on - but by all means bring your other passport in case of loss. Please remember that if you lose your passport it could take up to a week to get a replacement. Overland NZ accepts no liability for items mislaid or stolen while on tour or in safe deposit boxes in hostels. In the end it is your responsibility to look after your important papers and to make sure they are safe and sound. It is advisable to bring a few photocopies of your passport with you.

TRAVEL INSURANCE

A requirement for all overland travel is that you have valid insurance cover for the duration of our tour. It must cover you against personal accident, medical, cancellation, curtailment and repatriation expenses, you should also make sure you are covered for hiking and other expedition activities or optional excursions that you intend to do. Your travel agent can advise you on the best cover for you and your specific holiday. You should purchase your travel insurance policy at the same time as you book your tour. Take care with backpacker's policies, as some do not cover you against organised ground travel. Please remember to bring your policy with you.